

1. Build a chimney solution that is the right fit for your sauna

Made of stainless steel, Harvia steel chimneys are heat-insulated, withstand high temperatures, so ideal for detached sauna buildings. The modular chimneys are easy to install in a variety of saunas, such as detached sauna buildings and barrel saunas. With extensions, the pipes can be made up to five meters long.

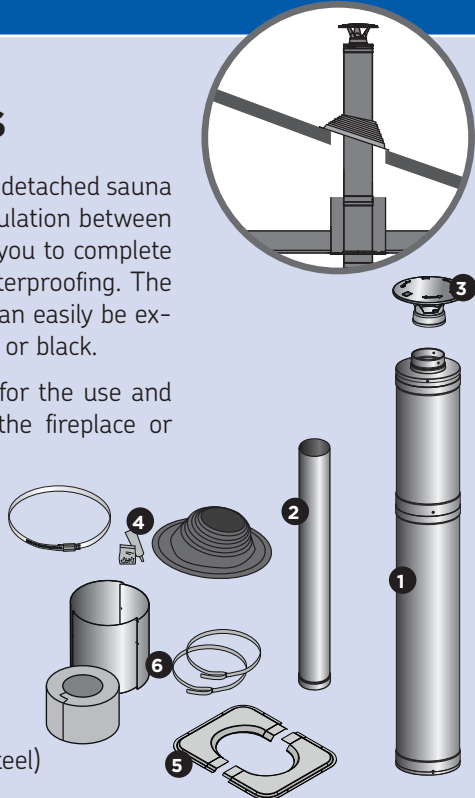
Steel chimney set for TRADITIONAL SAUNAS

Steel chimney starter kit for a traditional detached sauna building with a sloping roof and roof insulation between ceiling and roof. The starter kit enables you to complete the installation, heat insulation and waterproofing. The starter kit pipe is 1.5 meters high, and can easily be extended with extra modules. Colors: steel or black.

Carefully read through the instructions for the use and installation of the steel chimney and the fireplace or heater connected to it.

Delivery contents:

1. Steel chimney \varnothing 220mm, 1,5 m
2. Uninsulated smoke pipe \varnothing 115 mm, 1,0 m
3. Rain cap
4. Rain collar made of rubber and a rain collar mounting kit
5. Lead-through flange for the ceiling (steel)
6. Insulation and shield for the lead-through



WHP1500 (steel) / WHP1500M (black)

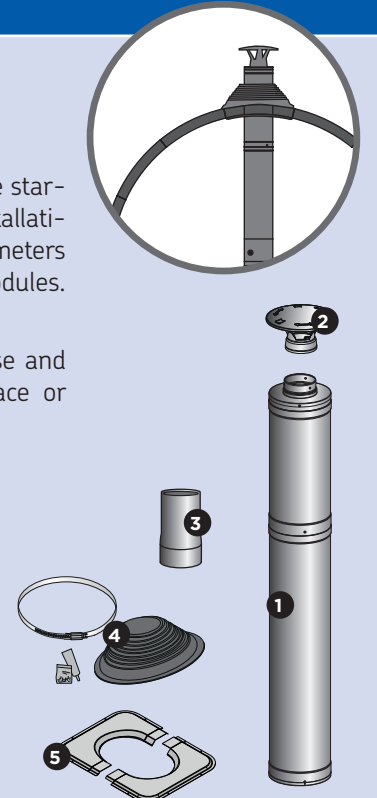
Steel chimney set for BARREL SAUNAS

Starter kit for steel chimney for barrel saunas. The starter kit enables you to complete a barrel sauna installation and waterproofing. The starter kit pipe is 1.5 meters high, and can easily be extended with extra modules. Colors: steel or black.

Carefully read through the instructions for the use and installation of the steel chimney and the fireplace or heater connected to it.

Delivery contents:

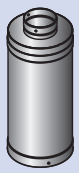
1. Steel chimney \varnothing 220mm, 1,5 m
2. Rain cap
3. Reducing pipe
4. Rain collar made of rubber and a rain collar mounting kit
5. Lead-through flange for the ceiling (steel)



WHP1500BS (steel) / WHP1500BSM (black)

2. Increase the length

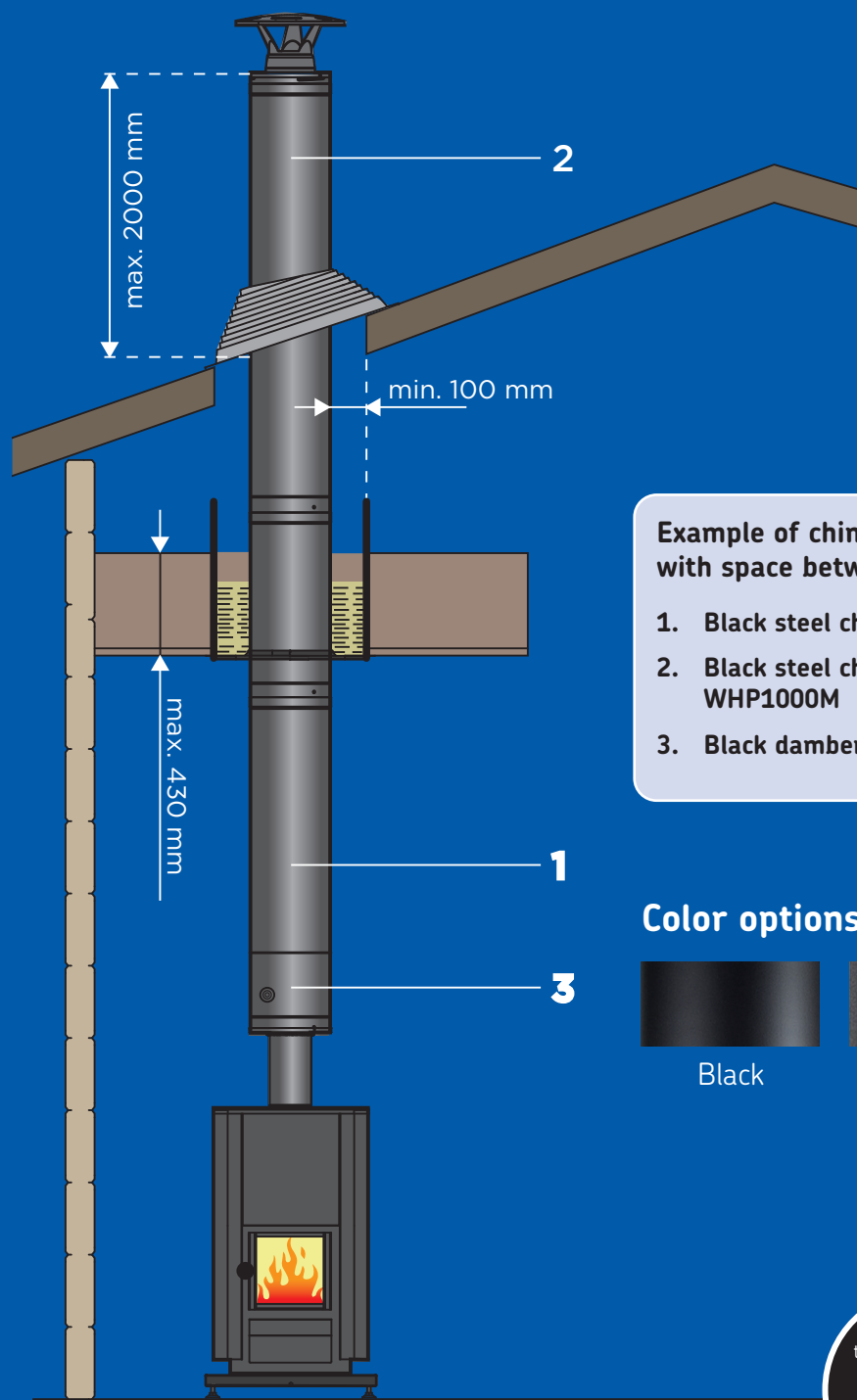
If necessary, you can extend the chimney length with additional modules. Depending on the module, you can increase the chimney length by half a meter or one meter. The additional module includes all the necessary parts for extending the chimney.



Steel chimney extension 0,5m
WHP500 (steel)
WHP500M (black)




Steel chimney extension 1m
WHP1000 (steel)
WHP1000M (black)



Example of chimney for sauna with space between ceiling and roof.

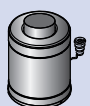
1. Black steel chimney set WHP1500M
2. Black steel chimney extension WHP1000M
3. Black damper plate WHP270SPM

Color options:

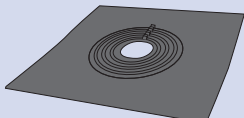


3. Complete with accessories

Complete the installation of the steel chimney with accessories. Please note that local building regulations may always require the installation of a damper with the chimney or vapor barrier.



Steel chimney damper plate
WHP270SP (steel)
WHP270SPM (black)



Vapour barrier
WHM25